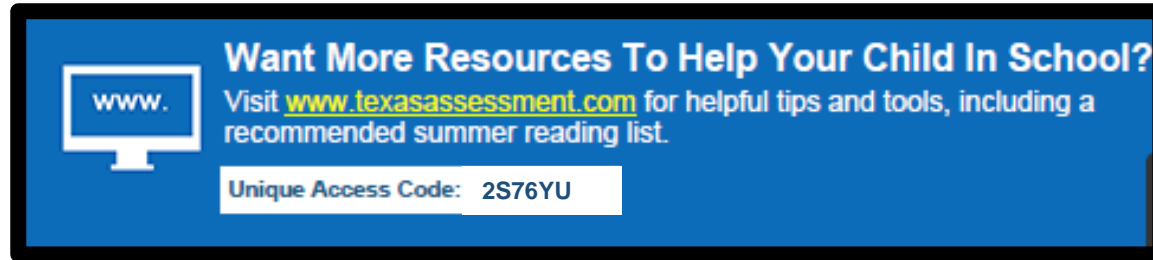
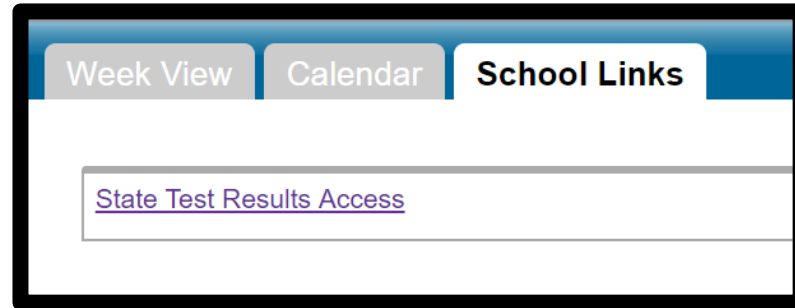


# How to Access STAAR/EOC Scores via TEA's Student Portal

1. Locate your child's Unique Student Access Code:
  - at the bottom of any STAAR Report Card
  - in the Home Access Center
  - at the bottom of CFISD letter containing STAAR results

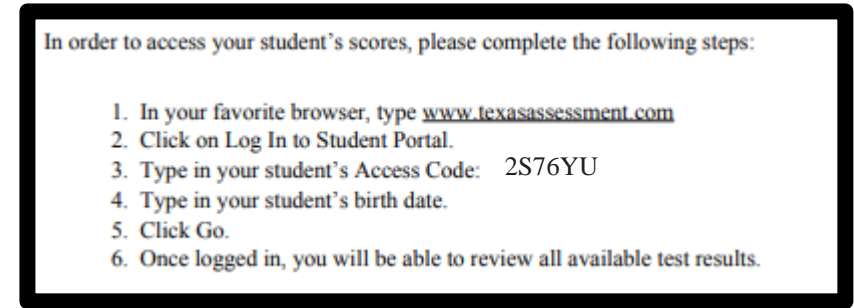


Want More Resources To Help Your Child In School?  
Visit [www.texasassessment.com](http://www.texasassessment.com) for helpful tips and tools, including a recommended summer reading list.  
Unique Access Code: 2S76YU



Week View | Calendar | School Links

[State Test Results Access](#)

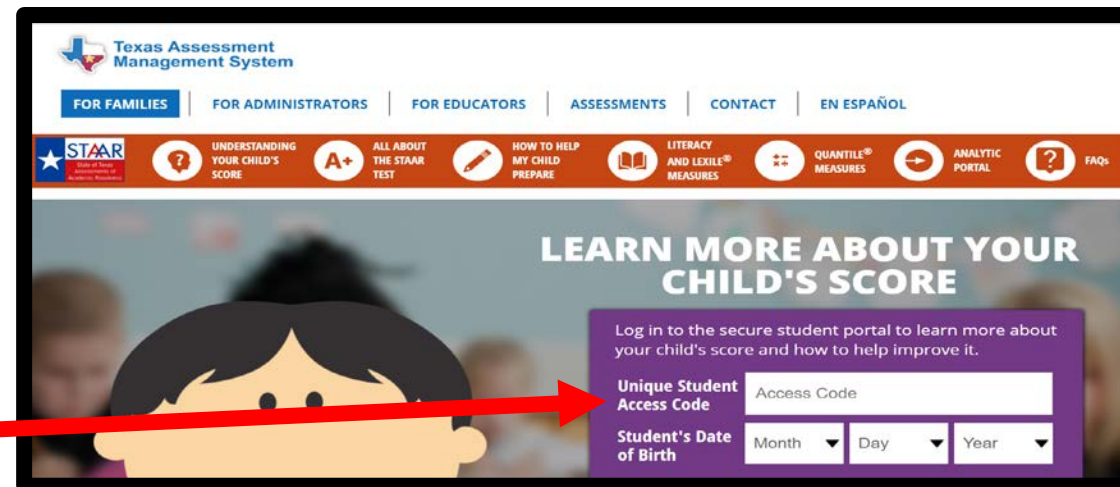


In order to access your student's scores, please complete the following steps:

1. In your favorite browser, type [www.texasassessment.com](http://www.texasassessment.com)
2. Click on Log In to Student Portal.
3. Type in your student's Access Code: 2S76YU
4. Type in your student's birth date.
5. Click Go.
6. Once logged in, you will be able to review all available test results.

2. Navigate to secure student portal from the Texas Assessment site:  
[www.texasassessment.com](http://www.texasassessment.com)

Enter your child's *Unique Student Access Code & DOB.*



Texas Assessment Management System

FOR FAMILIES | FOR ADMINISTRATORS | FOR EDUCATORS | ASSESSMENTS | CONTACT | EN ESPAÑOL

STAR | UNDERSTANDING YOUR CHILD'S SCORE | A+ | ALL ABOUT THE STAAR TEST | HOW TO HELP MY CHILD PREPARE | LITERACY AND LEXILE MEASURES | QUANTILE MEASURES | ANALYTIC PORTAL | FAQs

### LEARN MORE ABOUT YOUR CHILD'S SCORE

Log in to the secure student portal to learn more about your child's score and how to help improve it.

Unique Student Access Code:

Student's Date of Birth: Month  Day  Year

# How to Access STAAR/EOC Scores via TEA's Student Portal

3. Click on each test to view an analysis of your child's scores.

Understanding the STAAR Report Card

Want to learn more about the STAAR Report Card? Visit [TexasAssessment.com](http://TexasAssessment.com) to learn all about the new report and what you can do to help your child succeed. [Learn More](#)

Testing History For WWWWWW

Download Report Card(s) Filter Tests

2017-18 School Year		
STAAR English II	ZEBRA H S (258-999-001) Summer 2018	NOT SCORED
STAAR Algebra I	ZEBRA H S (258-999-001) Spring 2018	Masters Grade Level
STAAR English I	ZEBRA H S (258-999-001) Spring 2018	Masters Grade Level

WWWWWW's results for PEIMS: \*\*\*\*\*0230

## STAAR English I

Taken in Spring 2018 at ZEBRA H S (258-999-001)

Test History Test Results Detailed Results Test Questions

**Student Score: 5489**

**Masters Grade Level**

**100<sup>th</sup> Percentile**  
Your child scored the same or better than 100% of all student scores on this test.

**Comparison**

6357

Masters Grade Level 5489 Student Score

Meets Grade Level

Approaches Grade Level 3913 State Average 3445 District Average 3437 Campus Average

Did Not Meet Grade Level

1101

Scale Score

# How to Access STAAR/EOC Scores via TEA's Student Portal

- Click on the Test Questions tab to see each question, which answer your child chose, and the rationale behind each answer choice.\*

\*Available for STAAR 3-8 starting Spring 2017; available for STAAR EOC starting Spring 2018



The screenshot displays the TEA Student Portal interface for STAAR English I results. At the top, it shows the student's name (represented by a string of 'l's), the test title 'STAAR English I', and the date 'Taken in Spring 2018 at ZEBRA H S (258-999-001)'. Below this are navigation tabs for 'Test History', 'Test Results', 'Detailed Results', and 'Test Questions'. The 'Test Questions' tab is active, showing 'Item 1 of 52' with a 'Next' button. The item text reads: 'Your child's response was A, and it was correct.' Below the item text, the 'Reporting Category 5: 5. Revision' and 'Student Expectation D.13(C): (13) Writing/Writing Process' are listed. The rationale for the correct answer is provided: '(C) revise drafts to improve style, word choice, figurative language, sentence variety, and subtlety of meaning after rethinking how well questions of purpose, audience, and genre have been addressed.' and '(D) Sentence Combining'. A 'Percentage of Students Who Answered this Item Correctly' section shows: 61% of students in the state of Texas, 48% of students in the district, and 30% of students on the campus. Below the item details are tabs for 'Passage', 'Item', and 'Rationales'. The 'Rationales' tab is selected, showing the test question text: 'Read the selection and choose the best answer to each question. Then fill in the answer on your answer document.' and the passage text: 'In her English class, Susan was assigned to write a persuasive paper. She would like you to read her paper and suggest any revisions she should make. When you finish reading, answer the questions that follow.' Below the passage is an image of four people (two men and two women) in a professional setting, with a copyright notice '© iStock.com/rupicoo' on the right. At the bottom of the screenshot, the title 'The Importance of Social Networking Offline' is displayed.